



CLASSIC REDUCED CLAMP (Cr)

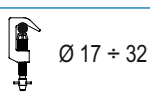
Cod P 2179-0-00

 $I_{sc} = 30 \text{ kA/1s}$

Extruded body

Aluminium alloy

kg 0,96



AUTOMATIC CLAMP (CA)

Cod P 236-0-00C

 $I_{sc} = 30 \text{ kA/1s}$

Extruded body

Aluminium alloy

kg 1,10

LIGHTWEIGHT CLASSIC UNIVERSAL PHASE CLAMPS,
FOR CONDUCTORS OF VARIOUS SHAPES

Lightweight Classic Universal Phase Clamps (CCRU and CCNU type) can be applied on a wide variety of conductor bars of rectangular or cylindrical section and on spherical pieces (ball studs) of 20 / 25 mm diameter.

There are three clamp types: the **Lightweight Classic Universal Reduced Clamp (CCRU)**, **Lightweight Classic Universal Normal Clamp (CCNU)** and **Lightweight Classic Universal Transversal Clamp (CCTU)**. The clamps are applied on the conductor by attaching / hanging on the conductor bar / piece.

Both are screw-fastening clamps, allowing the tightening of conductor bar or piece between the clamp's body and the mobile jaw. The tightening force is provided by the clamping torque of the clamp's body and the mobile jaw. The tightening force is provided by the clamping torque of the clamp's driving screw. Both the clamp body and the jaw are items made of cast body aluminium. The clamp's driving screw has usually a "RO bayonet" end but other ends are available: "hexagon 12", "DIN bayonet", insulated handle or sliding cross rod. Having small dimensions and lightweight construction, these clamps are recommended for use in low voltage power installations and in other power installations where the spaces between the conductor bars are extremely small, and the application of the clamp on the conductor is made from a small distance.

The **dismounting** of the clamp from the conductor is similar for all types of screw-fastening clamps, more exactly the driving screw is **unscrewed**, the mobile jaw is lowered until there is sufficient space to detach the clamp from the conductor bar / piece.

LIGHTWEIGHT CLASSIC UNIVERSAL
REDUCED CLAMP (CCRU)

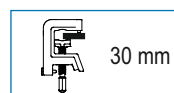
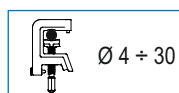
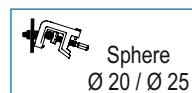
Code P 2402-0-00

 $I_{sc} = 12,50 \text{ kA/1s}$

Cast body

Aluminium alloy

kg 0,29

LIGHTWEIGHT CLASSIC UNIVERSAL
NORMAL CLAMP (CCNU)

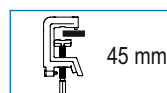
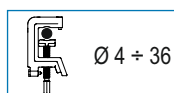
Code P 2403-0-00

 $I_{sc} = 23,75 \text{ kA/1s}$

Cast body

Aluminium alloy

kg 0,42

LIGHTWEIGHT CLASSIC UNIVERSAL
TRANSVERSAL CLAMP (CCTU)

Code P 2449-0-00

 $I_{sc} = 30 \text{ kA/1s}$

Cast body

Aluminium alloy

kg 0,53

