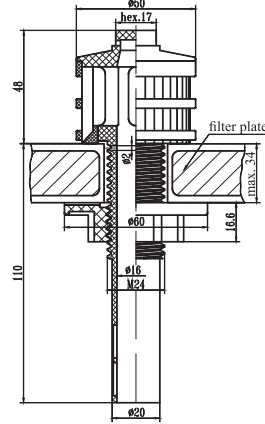
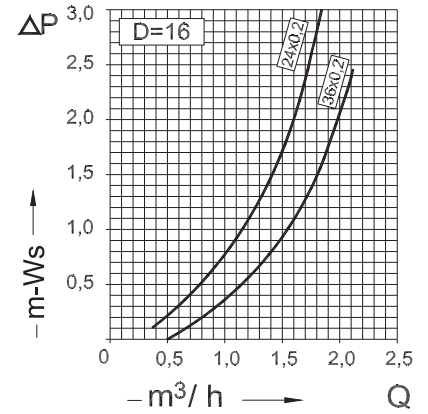




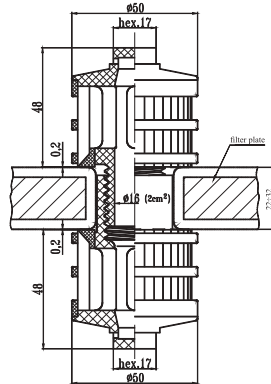
Filter nozzle - Type RC



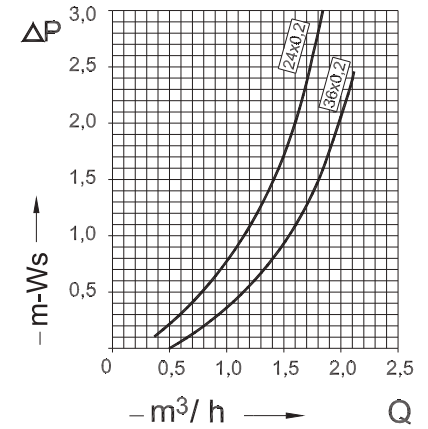
* Mounting hole: $\varnothing 24 \div \varnothing 27$



Filter nozzle - Type RF



* Mounting hole: $\varnothing 30 \div \varnothing 34$



Type	Filtering surface mm ²
RC 24x0,2 - M24	96
RC 36x0,2 - M24	144
RC 36x0,4 - M24	288
RC 36x0,45 - M24	324
RC 24x2,0 - M24	912
RC 24x2,6 - M24	1248

Type	Filtering surface mm ²
RF-24x0,2- $\varnothing 30$ -24x0,2-RD	96
RF-36x0,2- $\varnothing 30$ -36x0,2-RD	144
RF-36x0,4- $\varnothing 30$ -36x0,4-RD	288
RF-36x0,45- $\varnothing 30$ -36x0,45-RD	324
RF-24x2- $\varnothing 30$ -24x2-RD	912
RF-24x2,6- $\varnothing 30$ -24x2,6-RD	1248